

Area Agencies on Aging

Local Leaders in Aging and
Community Living



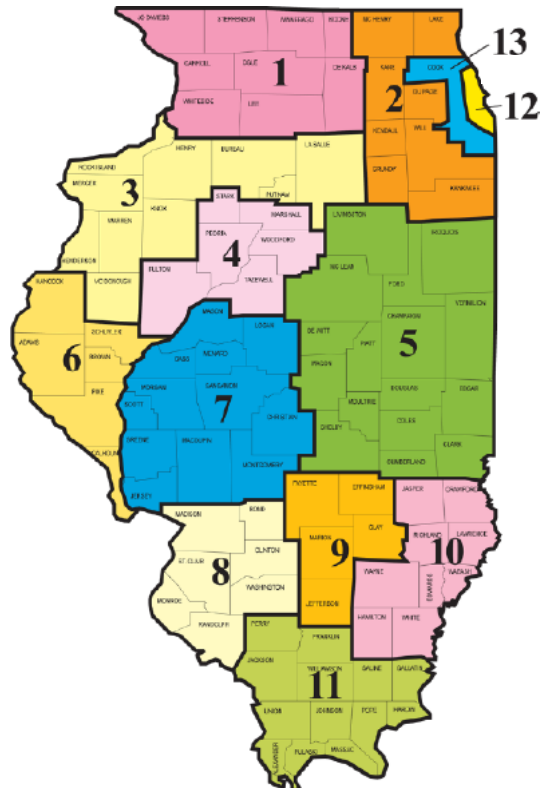
Illinois Association of Area Agencies on Aging

I4A's Mission

is to help Illinois' older adults and people with disabilities live with dignity and choices in their homes as long as possible. I4A supports AAAs in Illinois as they meet local needs in communities throughout the state with a special focus on serving older adults with the greatest economic and social need.

This brochure features an overview of the latest data gathered from Area Agencies on Aging (AAAs) in Illinois to provide a snapshot of the evolving role these vital agencies play in aging and other home and community-based services in every Illinois community.

1	Northwestern AAA	815.226.4901
2	Northeastern AAA	815.939.0727
3	Western AAA	309.793.6800
4	Central AAA	309.674.2071
5	East Central AAA	309.829.2065
6	West Central AAA	217.223.7904
7	AAA for Lincolnland	217.787.9234
8	AgeSmart	618.222.2561
9	Midland AAA	618.532.1853
10	Southeastern AAA	618.262.2306
11	Egyptian AAA	618.985.8311
12	Chicago Senior Services	312.743.0300
13	AgeOptions	708.383.0258





All AAAs play a key role in:

Planning

Developing

Coordinating

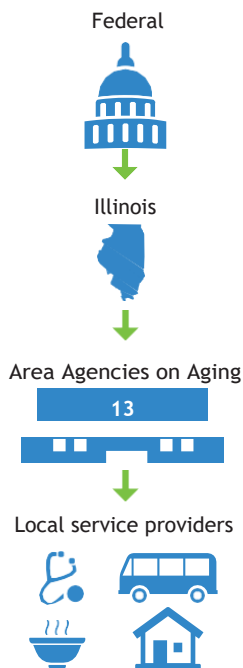
Advocating

**A WIDE RANGE OF LONG-TERM SERVICES AND SUPPORTS
to communities in their local planning and service area (PSA)**

The Older Americans Act (OAA) intentionally mandated that AAAs use the flexibility granted by the OAA to ensure that local needs and preferences of older adults are taken into consideration and that the resulting local delivery system is tailored to their communities.



The Aging Network



The Older Americans Act (OAA) is foundational to all AAAs and calls for local control and decision-making. AAAs adapt to the unique demands of their communities to provide innovative programs that support the health and independence of older adults. That's why no two AAAs are exactly alike.

Illinois has 13 AAAs serving older adults in every community in the state. Illinois state revenue funding is also essential to the programs offered by the AAAs.

The U.S. Administration on Aging estimates that for every \$1 of federal OAA investment, an additional \$3 is leveraged. IAA estimates that for every \$1 of state revenue investment in Illinois, an additional \$1.26 is leveraged.



AAAs' Core Services Funded by OAA and State Revenue



Additional Services

AAAs typically offer more than a dozen additional services to meet individualized needs and to support older adults in their homes and communities. The most common in Illinois are:

- Insurance Counseling (SHIP)
- Veterans Independence Program
- Senior Medicare Patrol



Reducing Social Isolation

Social isolation is as bad for health as smoking 15 cigarettes per day.¹ AAAs across Illinois are banding together to reduce the stigma of isolation and reduce social isolation in our communities.

**AARP estimates nearly 1 in 5 adults
65+ are socially isolated.¹**



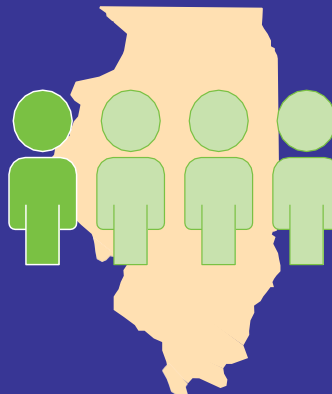
¹ AARP Foundation. 2018. *Connect2Affect*. <https://connect2affect.org/about-isolation/>.

Our State Is Aging

As this demographic shift occurs, there will be a corresponding increase in the need and demand for fiscal, health, and social supports to ensure a sound quality of life for millions of older adults.

AAAs have proven we can help address these challenges.

By 2030, 1 in 4 Illinoisans will be 60 or older.¹



¹ IL Dept of Commerce & Economic Opportunity. County Population Projections. 2020. https://data.illinois.gov/dataset/131dceo_county_population_projections.

Serving Vulnerable Populations

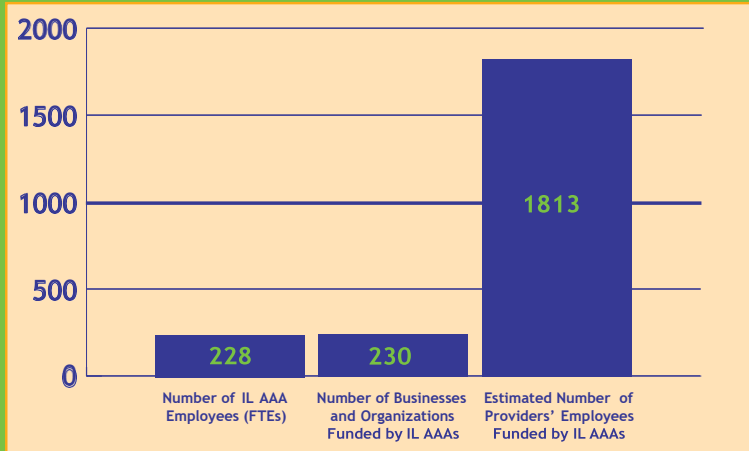
AAAs are mandated to serve vulnerable populations of older adults, including:²

- Low Income
- Ethnic & Racial Minority
- Limited English Proficiency
- Rural
- At-Risk of Institutional Placement



AAAs Support Jobs and Job Creation

AAAs are important employers and drivers of job creation in the communities we serve. (I4A Survey 2018)



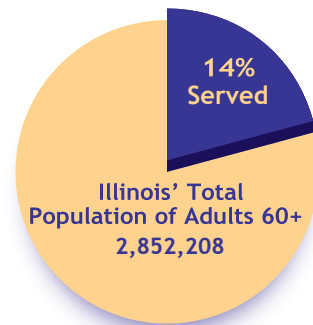
Service Outcomes

In FY 2022, Illinois AAAs received approximately \$50 million from the OAA and \$49 million from Illinois state revenue.

With that investment, AAAs in Illinois served **406,924** older adults.

Those services helped divert an estimated 101,731 adults from long-term care facilities. Resulting in tremendous cost savings to those individuals and to taxpayers.

Our programs, like Home Delivered Meals, are cost effective and help keep older adults healthier and able to remain independent.



\$20.9 Million in Cost Savings*

Cost of Home Delivered Meals for One Senior for Entire Year	Cost of One Day of Hospital Care	Cost of Ten Days in Long Term Care Facility
\$2,602	\$2,754	\$2,070
Source: Meals on Wheels America. 2021. "Delivering So Much More Than a Meal in Illinois."		

*Estimate based on Genworth's 2021 Cost of Care Survey for median annual cost for semi-private nursing home room in IL and the 2020 American Community Survey's estimated percentage of Illinois' 65+ adults living with a disability.

How to Find Your Local AAA

You can find your local AAA by ZIP code via the Eldercare Locator website (www.eldercare.acl.gov) or you can speak with an information specialist by calling 800.677.1116. The Eldercare Locator is a free national service funded by the U.S. Administration for Community Living and administered by the National Association of Area Agencies on Aging.



Illinois Association of Area Agencies on Aging

800.326.3221

<http://i4ainfo.org>

January 2024

Development of this document was made possible, in part, by n4a and by Illinois Aging Services.