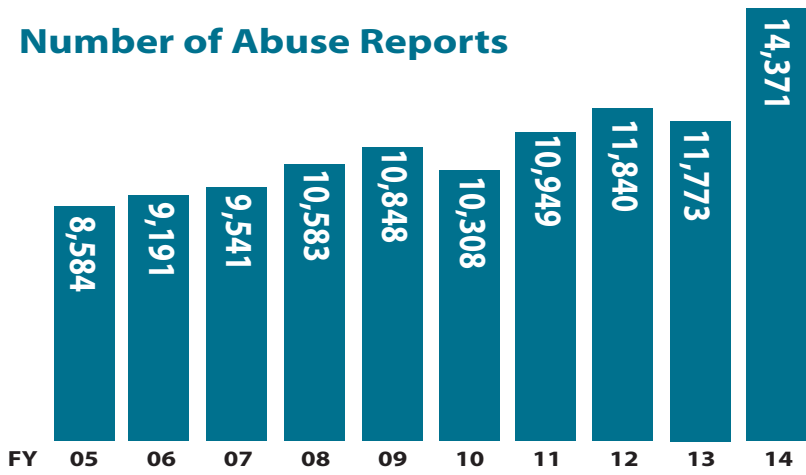


Adult Protective Services

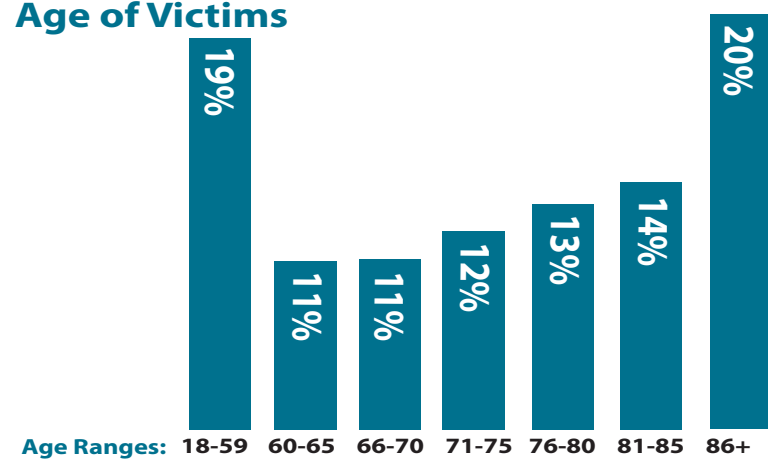
FISCAL YEAR 2014 ANNUAL REPORT DATA

Number of Abuse Reports



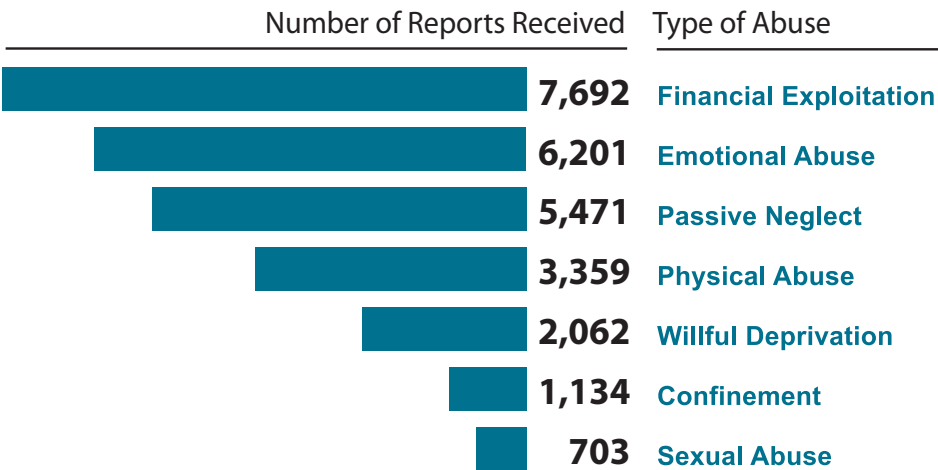
From Fiscal Year 2013 to Fiscal Year 2014, there was an increase of 22% in reports; 18% of the reports received involved persons age 18-59 with a disability.

Age of Victims



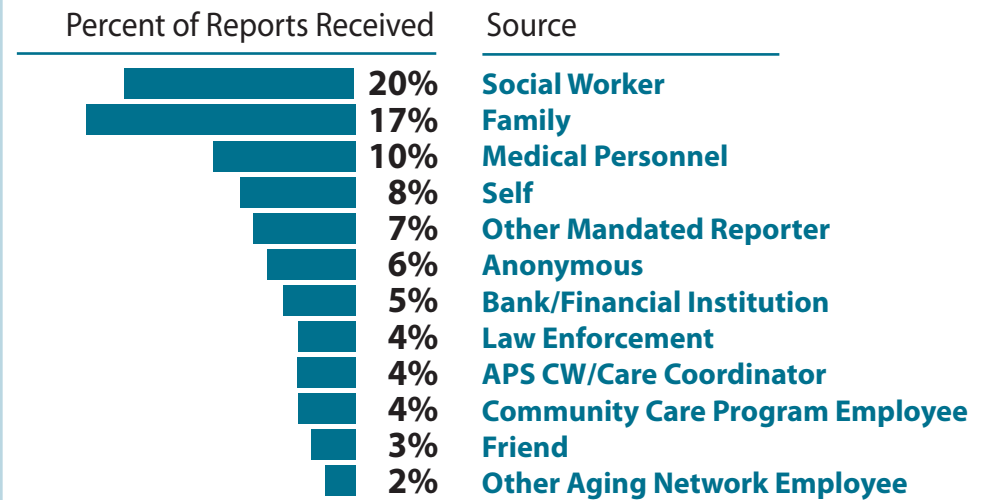
Almost one in five victims is age 86 or older.

Types of Abuse Reported



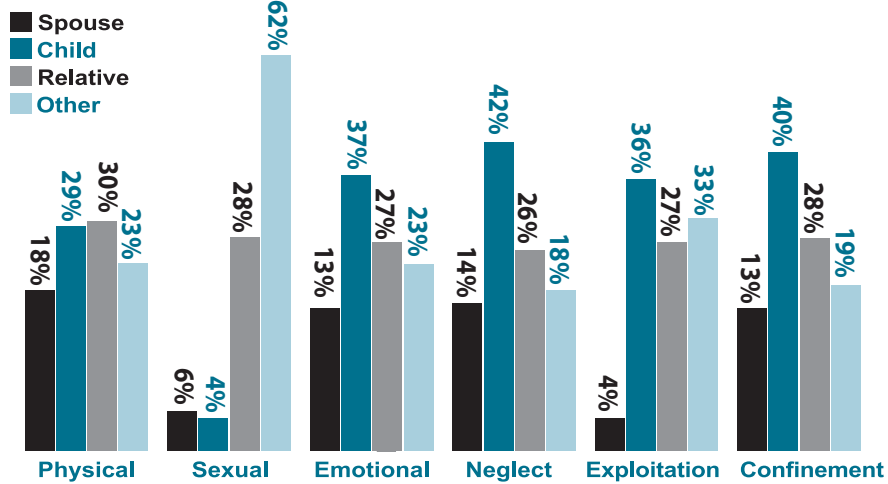
Victims generally experience more than one type of abuse, i.e., financial exploitation is the type of abuse most frequently reported (54% of reports), and is highly associated with emotional abuse, reported in 43% of cases.

Source of Abuse Reports




30% of cases were reported by social workers or medical personnel. Family members were responsible for 17% of all reports, and victims self-reported in 8% of all cases. Self-reports were most likely to occur in physical, sexual, emotional and financial exploitation cases.

Abuser's Relationship to Victim by Abuse Type



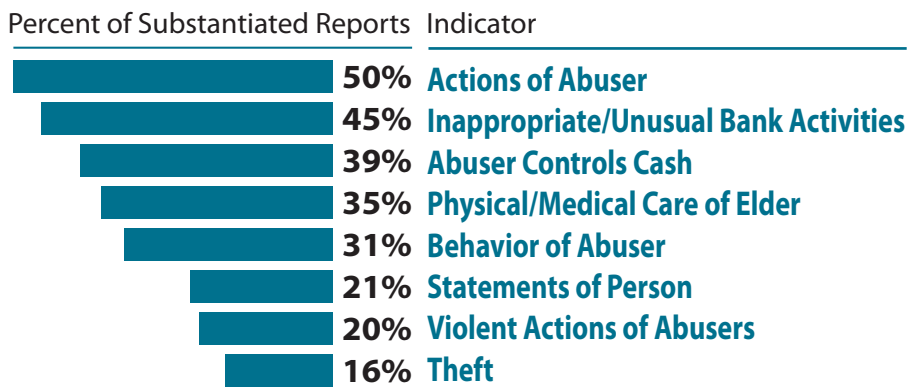
78% of abusers were either the spouse, child or other relative.

Living Arrangement of Alleged Victim



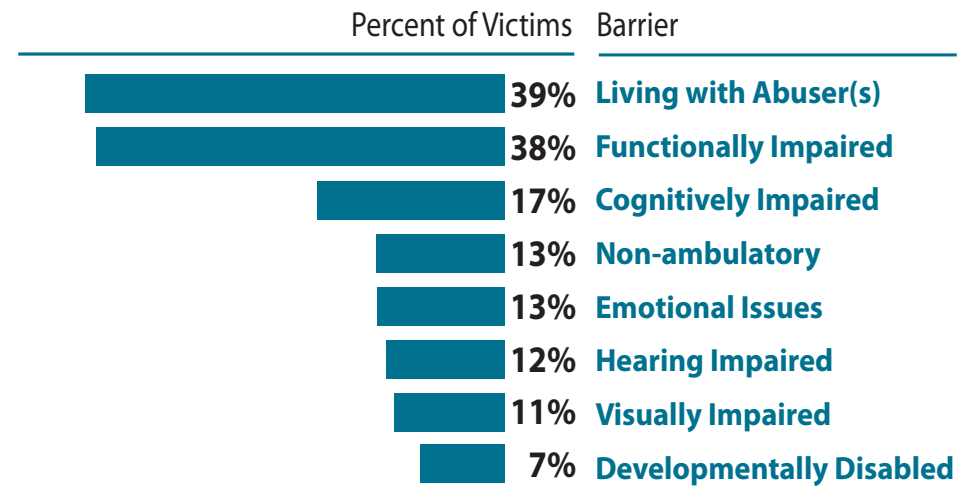
In over 74% of cases, the victim lived in his/her own home or apartment; 14% lived in the home of a relative.

Leading Abuse Indicators



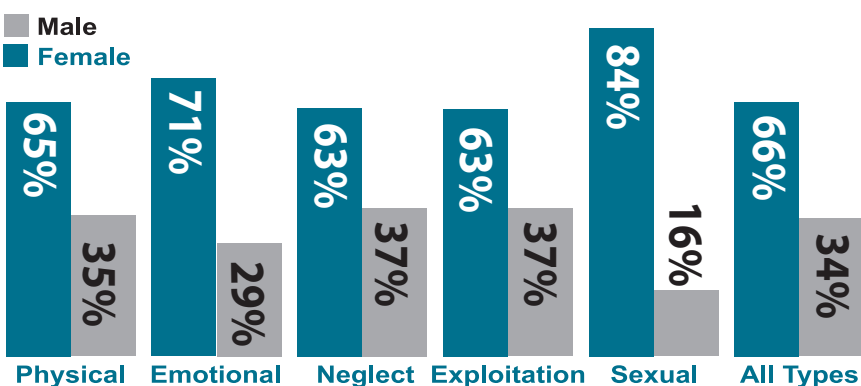
Major indicators of abuse that were evident during the assessment process are documented by the APS caseworker using hundreds of abuse indicator codes. Actions of the abuser, i.e., inappropriate supervision for the person, not providing needed assistance, (withholding food, water, and/or medications, and refusing services) were found in almost all cases. Controlling the person's finances and unusual financial transactions were documented in 39% and 45% of the reports, respectively.

Leading Barriers of Victims



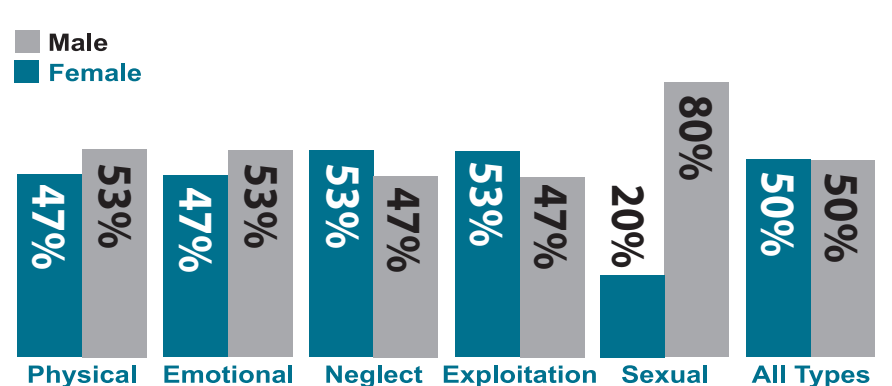
Three out of five victims suffered from one or more barriers to independent living; 38% of victims were functionally impaired, meaning they had difficulty performing daily tasks such as walking, personal care, meal preparation, laundry and housecleaning. Many of these persons were victims of neglect and deprivation.

Sex of Victims by Abuse Type



66% of the victims were female and 34% were male.

Sex of Abuser by Abuse Type



50% of abusers were male and 50% were female.