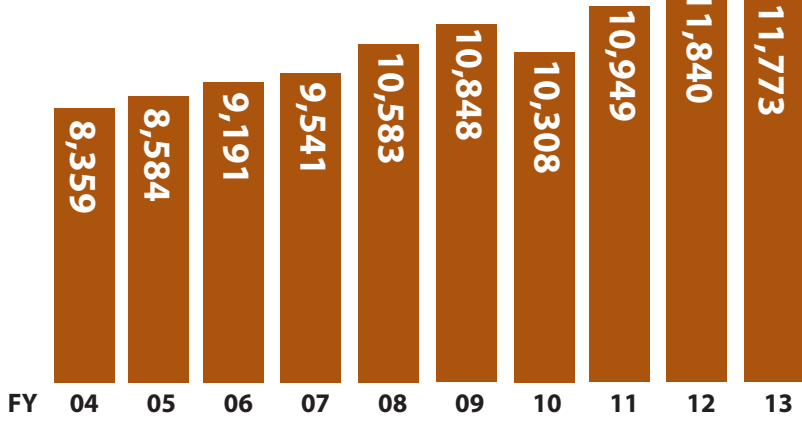


Elder Abuse and Neglect

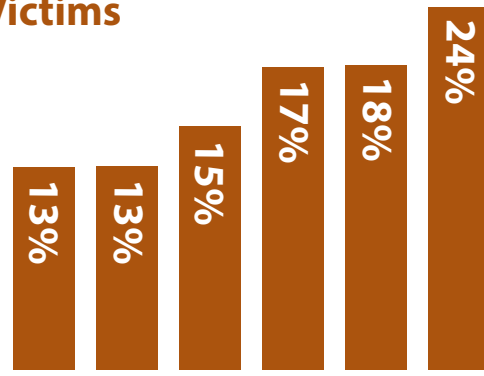
FISCAL YEAR 2013
ANNUAL REPORT DATA

Number of Elder Abuse Reports



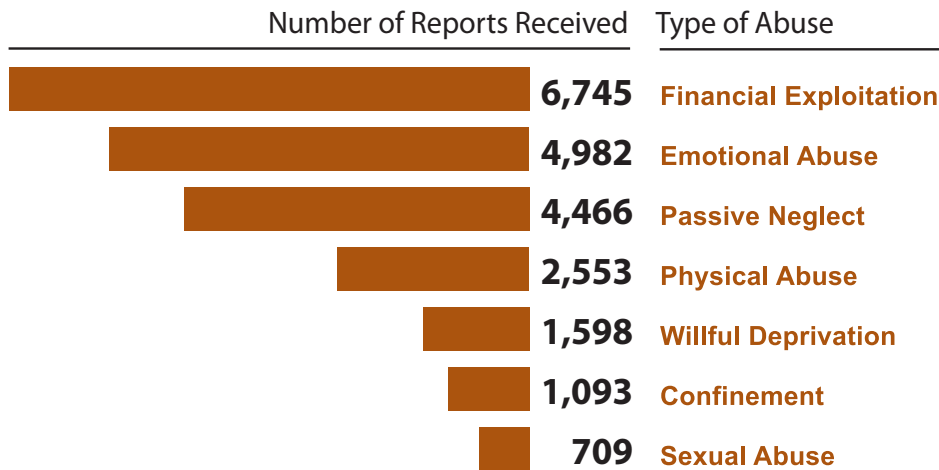
From Fiscal Year 2004 to Fiscal Year 2013, the Elder Abuse and Neglect Program experienced a 41% increase in reports.

Age of Victims



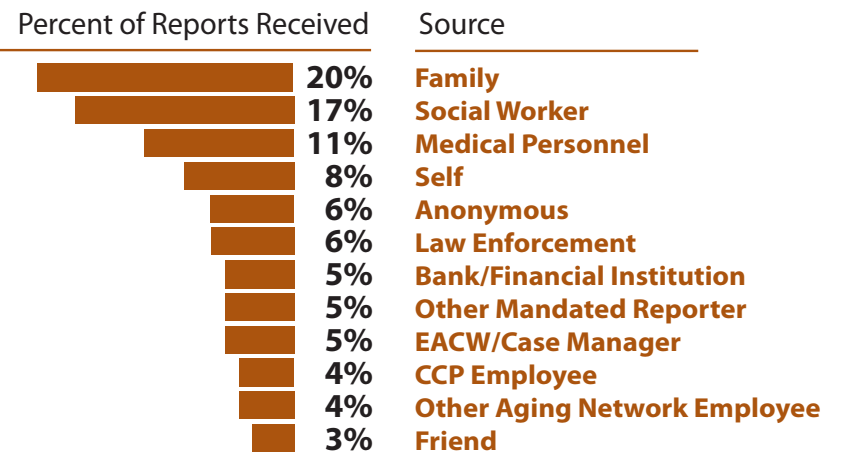
Age Ranges: 60-65 66-70 71-75 76-80 81-85 86+
Almost one in four victims are age 86 or older.

Types of Elder Abuse Reported



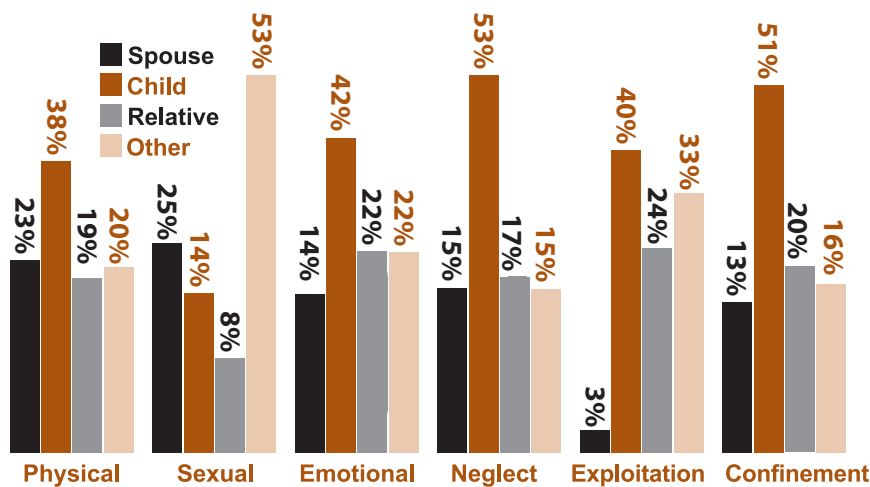
Victims generally experience more than one type of abuse, e.g., financial exploitation is the type of abuse reported most frequently (59% of reports), and is highly associated with emotional abuse, reported in 44% of cases.

Source of Elder Abuse Reports



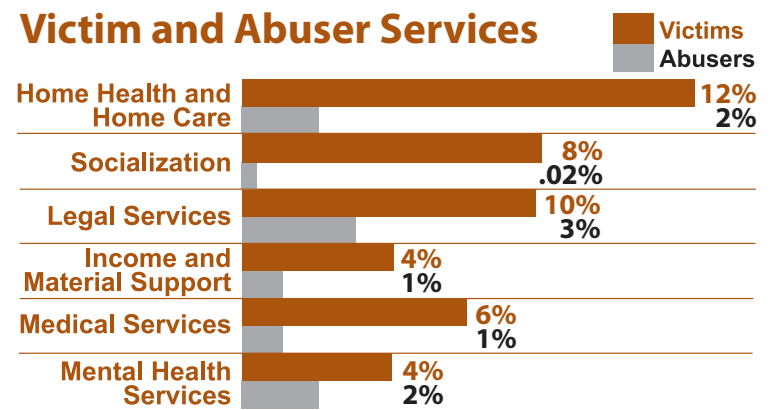
28% of cases were reported by social workers or medical personnel. Family members were responsible for 20% percent of all reports, and victims self-reported in 8% of all cases. Self reports were most likely to occur in physical, sexual, emotional and financial exploitation cases. Older adults most often needed others to report for them in cases of neglect and willful deprivation.

Abuser's Relationship to Victim by Abuse Type



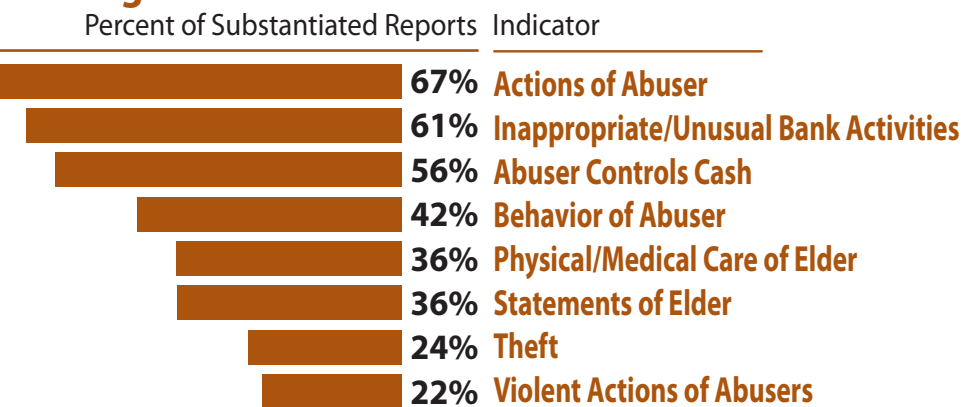
75% of abusers were either the spouse, child or other relative.

Victim and Abuser Services



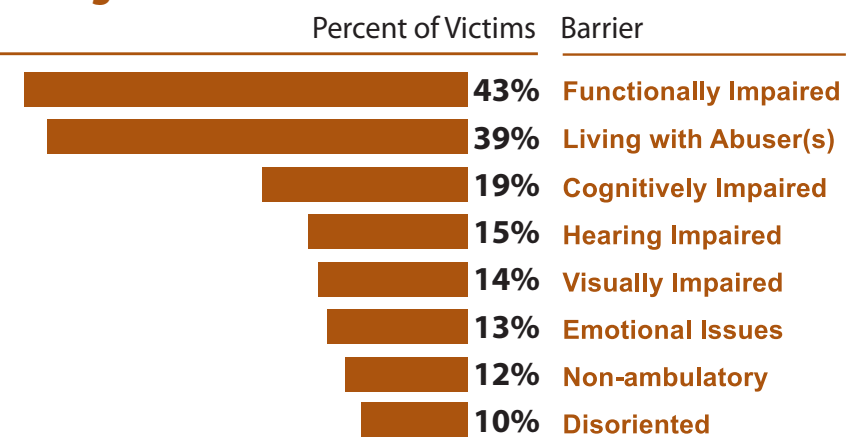
In 72% of the cases in which abuse is substantiated the victim consents to services. Services might include in-home care; adult day care; respite; health services; and services such as counseling. Legal interventions might include an order of protection; obtaining a representative payee; having the person change or execute a new power of attorney for financial and/or health decisions; or assisting the client in obtaining other legal remedies. In some cases services for the abuser are also obtained, including mental health services, substance abuse, job placement or other services related to their presenting problems.

Leading Abuse Indicators



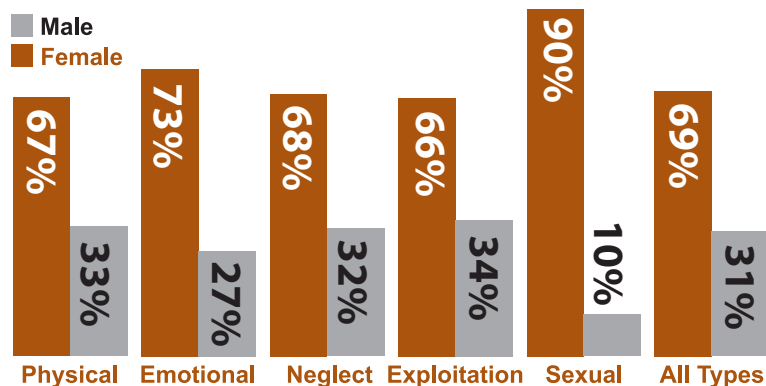
Major indicators of abuse that were evident during the assessment process are documented by the elder abuse caseworker using hundreds of abuse indicator codes. Actions of the abuser, e.g., inappropriate supervision for the older adult, not providing needed assistance, (withholding food, water, and/or medications, and refusing services) were found in almost all cases. Controlling the older adult's finances and unusual financial transactions were documented in 56% and 61% of the reports, respectively.

Leading Barriers of Victims



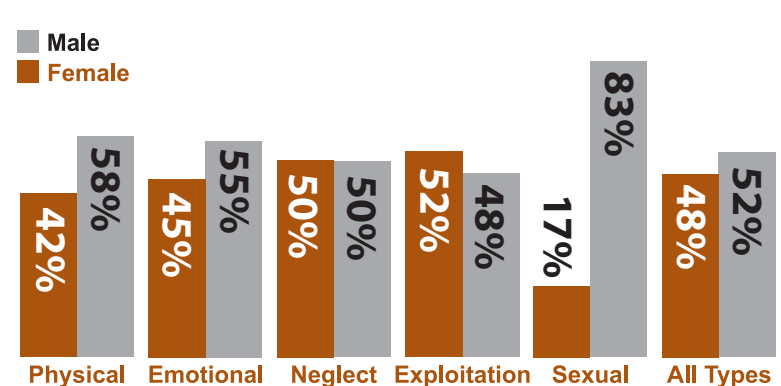
Three out of five victims suffered from one or more barriers to independent living. Forty-three percent of victims were functionally impaired, meaning they had difficulty performing daily tasks such as walking, personal care, meal preparation, laundry and housecleaning. Many of these older adults were victims of neglect and deprivation.

Sex of Victims by Abuse Type



69% of the victims were female and 31% were male.

Sex of Abuser by Abuse Type



52% of abusers were male and 48% were female.